





STATE
STAT

MARYLAND

Governor Martin O'Malley

StateStat Process



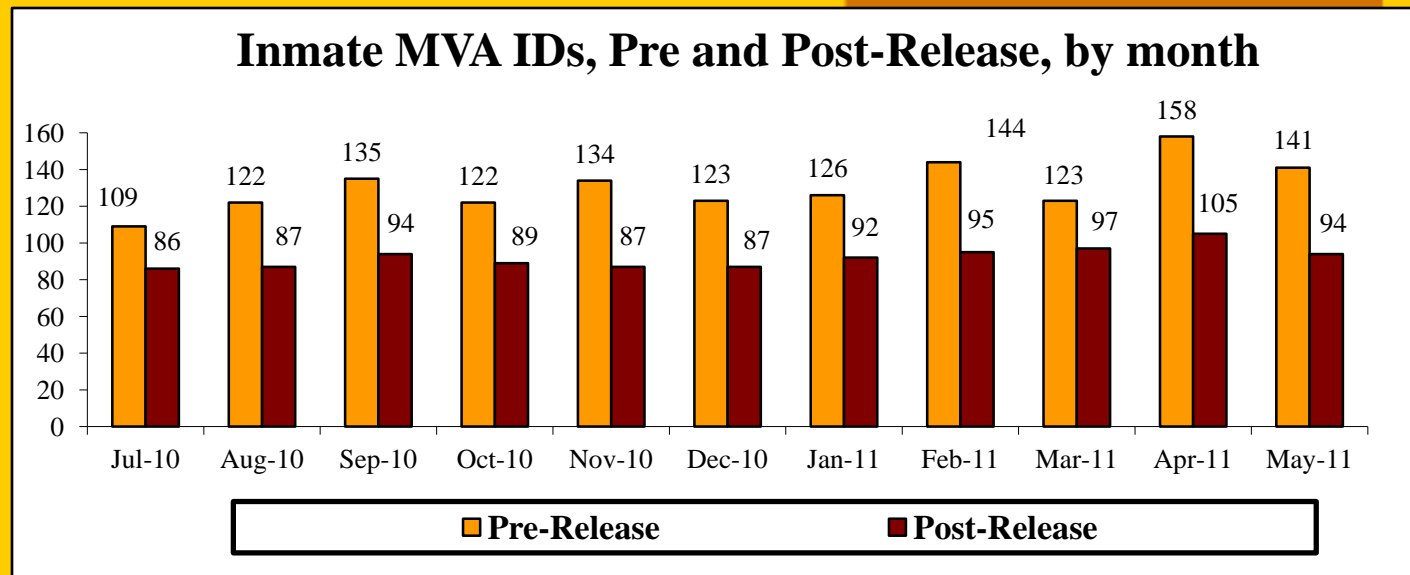
 Department of Public Safety & Correctional Services StateStat Reporting Period: March 2009												 Gary D. Magnard, Secretary Appointed January 2007			
Management Team Administration: G. Lawrence Franklin Capital Programs: David N. Bezanson Chief of Staff: Thomasina Hiers															
MBE CONTRACT ACTIVITY												Mar-09			
Goal Achieved: 7.61%				# Waivers: 0				Goal Achieved: 29.41%				# Waivers: 0			
PROCUREMENT/CONTRACT AWARDS	CURRENTLY AVAILABLE PERIOD (March 2009)						YEAR-TO-DATE								
	Agency Total	Ethnic	Women	Disabled / Non-Profit / Sheltered Workshop	Total MBE/WBE	%	Agency Total	Ethnic	Women	Disabled / Non-Profit / Sheltered Workshop	Total MBE/WBE	%			
Payment Totals	\$19,339,046.27	\$1,635,534.68 8.71%	\$2,391,317.39 12.37%	\$338,617.04 1.75%	\$4,426,069.11	22.89%	\$170,213,620.71	\$14,381,762.82 8%	\$25,185,301.32 15%	\$1,891,067.74 1%	\$41,458,131.88	24.36%			
Awards Totals	\$5,118,280.48	\$181,835.10 3.55%	\$158,124.16 3.09%	\$43,630.39 0.37%	\$389,710.25	7.61%	\$200,101,506.14	\$24,262,378.39 12.13%	\$34,004,748.68 16.98%	\$593,297.08 0.29%	\$58,857,024.15	29.41%			
Architectural and Engineering	\$0.00	\$0.00	\$0.00	\$0.00	\$0.00		\$136,612.00	\$0.00	\$0.00	\$0.00	\$0.00	0.00%			
Construction	\$0.00	\$0.00	\$0.00	\$0.00	\$0.00		\$140,895.00	\$20,353.13	\$0.00	\$0.00	\$20,353.13	14.87%			
Construction Related	\$0.00	\$0.00	\$0.00	\$0.00	\$0.00		\$626,082.00	\$626,082.00	\$0.00	\$0.00	\$626,082.00	100.00%			
Maintenance	\$102,783.00	\$8,380.00	\$2,380.00	\$0.00	\$11,360.00	11.05%	\$1,426,760.00	\$29,535.00	\$76,678.00	\$0.00	\$106,213.00	7.44%			
Services	\$3,029,875.57	\$140,434.40	\$5,824.00	\$21,000.00	\$167,318.40	5.52%	\$148,323,126.41	\$20,600,012.63	\$28,658,539.05	\$234,770.85	\$49,493,322.53	33.37%			
Supplies and Equipment	\$561,694.00	\$15,476.00	\$58,400.00	\$16,038.00	\$89,374.00	16.02%	\$9,511,424.00	\$47,093.00	\$566,443.00	\$36,089.00	\$709,625.00	7.46%			
IT Services	\$431,077.00	\$0.00	\$0.00	\$0.00	\$0.00	0.00%	\$28,445,763.35	\$2,206,844.19	\$3,757,259.10	\$0.00	\$5,964,103.29	20.97%			
IT Supplies and Equipment	\$0.00	\$0.00	\$0.00	\$0.00	\$0.00		\$2,101,368.00	\$572,721.00	\$17,575.00	\$0.00	\$590,296.00	28.08%			
Human, Cultural, Social & Educational	\$0.00	\$0.00	\$0.00	\$0.00	\$0.00		\$3,325.00	\$0.00	\$0.00	\$0.00	\$0.00	0.00%			
Corporate Credit Card	\$336,323.00	\$16,231.00	\$86,206.00	\$12,530.00	\$115,087.00	12.29%	\$8,048,072.00	\$128,386.00	\$636,215.00	\$171,843.00	\$396,444.00	12.38%			
Direct Vouchers	\$56,527.91	\$1,253.70	\$4,714.16	\$2.99	\$5,870.85	10.56%	\$1,336,858.38	\$31,351.44	\$232,039.53	\$86,534.23	\$349,385.20	26.18%			

Participating agencies submit customized data templates on a bi-weekly basis to report on key performance indicators.

StateStat Process



Analysts carefully analyze the data, monitoring performance trends and developing strategies to achieve improved performance.



StateStat Process

Managers are required to report on critical service initiatives and questioned about agency performance.

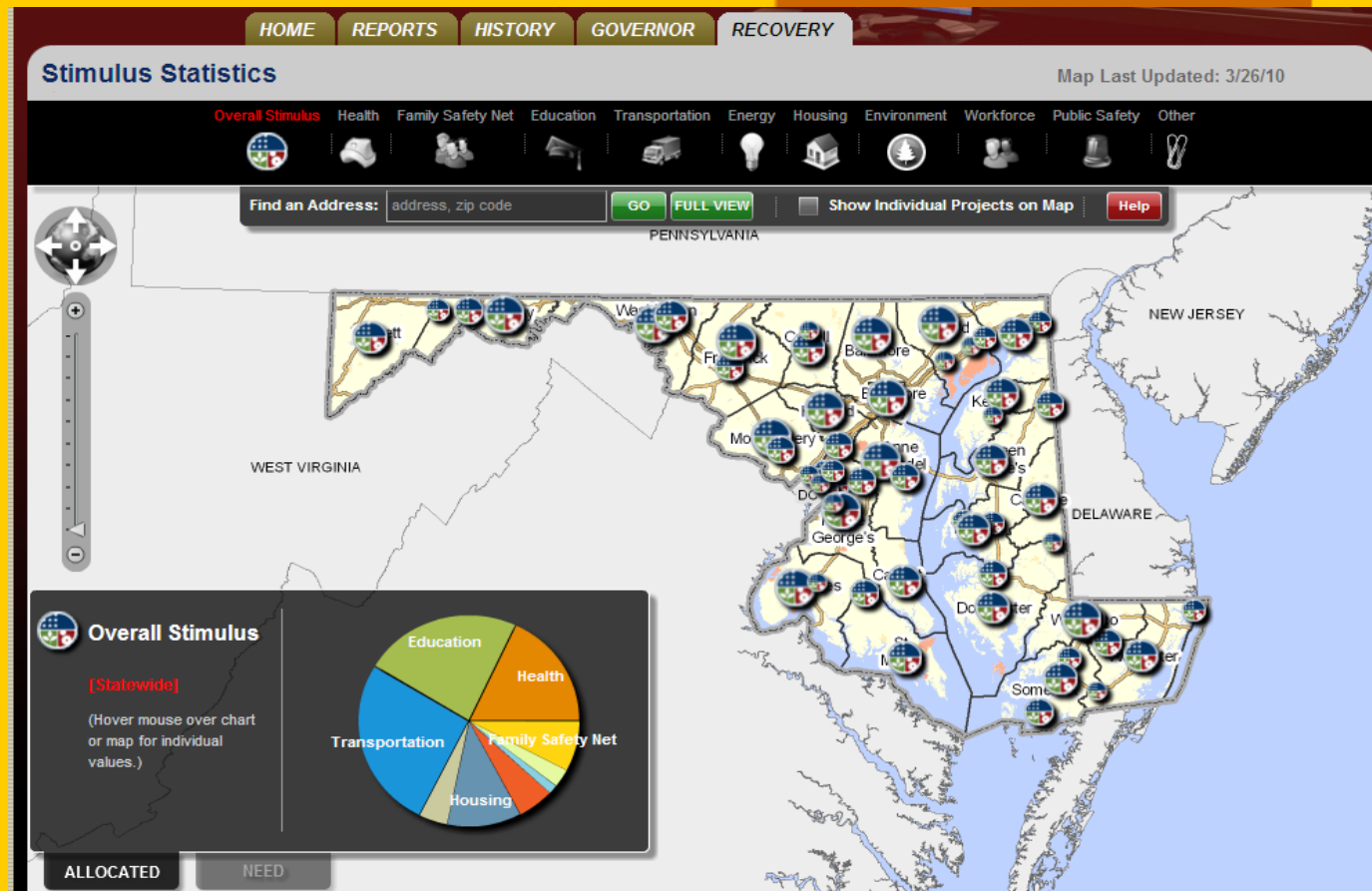
Opportunities to improve coordination and cooperation are identified; strategies to achieve improvement are formulated.




StateStat Process



Digital maps are used to plot ARRA funding in each county.



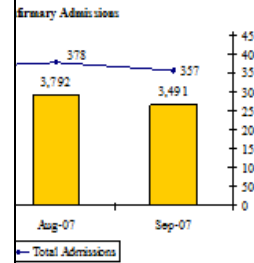
StateStat Process



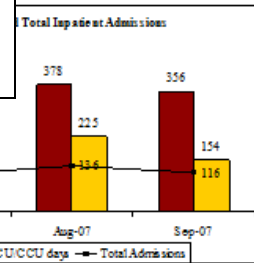
increase in September of the number of approved inpatient days, which the fairly constant. Is the reduction in total inpatient days the result of any ere it can sustain a reduced number of inpatient days per month?



DPSCS DOC StateStat
November 8, 2007
14



the number of approved inpatient days, which the reduction in total inpatient days the result of any eduction in patient days per month?



STATE OF MARYLAND
OFFICE OF THE GOVERNOR



MARTIN O'MALLEY
GOVERNOR
STEPHEN HOLDEN
ACTING CHIEF OF STAFF
ANTHONY WATSON
DEPUTY CHIEF OF STAFF
ELI HARRIS
ACTING CHIEF LEGAL COUNSEL
KRISTEN MAHONEY
DIRECTOR, GOVERNOR'S OFFICE OF CRIME CONTROL AND PREVENTION

MEMORANDUM:

November 8, 2007

To: The Honorable Governor Martin O'Malley
Michael Enright, Chief of Staff
Matthew Gallagher, Deputy Chief of Staff
Begy Watson, Deputy Chief of Staff
Eloise Foster, Secretary, Department of Budget and Management
Elizabeth Harris, Acting Chief Legal Counsel
Kristen Mahoney, Director, Governor's Office of Crime Control and Prevention

From: StateStat Team

Subject: Department of Public Safety and Correctional Services- Division of Correction StateStat executive briefing memorandum for reporting period October 2007.

Attached, for your consideration and review, please find a series of data observations and suggested lines of inquiry for the Department of Public Safety and Correctional Services- Division of Correction.

New Meeting Format

- At the panel's request, the divisions of the Department of Public Safety and Correctional Services (DPSCS) will now be addressed at alternating weekly StateStat meetings. This Thursday, the Division of Correction and related divisions are present, next Thursday, the Division of Parole and Probation and related divisions will attend.
- DPSCS has suggested that the meetings should be split between divisions as follows. The panel may wish to mention any concerns or suggested changes regarding this arrangement at the meeting.
 - Meeting 1: Division of Correction, Penitentiary Institution, Office of Treatment Services, Personnel.
 - Meeting 2: Division of Parole and Probation, Division of Pretrial and Detention Services, Procurement/MBE, Office of Treatment Services, Personnel.
- The Division of Correction is the largest division of DPSCS in both staff and budget. The Division is comprised of secure prison facilities and pre-release facilities under the direction of the Commissioner of Correction. The acting Commissioner of Correction is Michael Stouffer.

Each week a comprehensive executive briefing is prepared for each agency that highlights areas of concern.

StateStat Process



GOVERNOR O'MALLEY'S
STATESTAT

HOME NEWS REPORTS HISTORY RECOVERY GOALS MAPS

Do you use renewable energy in your home?
My Zip Code: _____

- No
- Yes: Solar
- Yes: Residential wind turbine
- Yes: Geothermal
- Yes: Purchase from renewable provider

I already voted. Show me the results. >

SEE WHAT WE'RE DOING TO INCREASE THE USE OF RENEWABLE ENERGY AND GET INVOLVED

Introduction

StateStat is a performance-measurement and management tool implemented by Governor Martin O'Malley to make our state government more accountable and more efficient.

Modeled after the CitiStat program that he developed as Mayor of Baltimore City, Governor O'Malley is using this data-based management approach to make Maryland's government work again for the people of our State. The CitiStat program has been studied and emulated by countless jurisdictions from around the globe. CitiStat received the "Innovations in Government" Award by Harvard University's Kennedy School of Government, and now Governor O'Malley is bringing these same principles to the management of statewide services.

View Maryland Strategic Goals

PLANMARYLAND

FastTrack
Expedited State Project

Process

Through a process of continuous improvement, the highest levels, opportunities to improve coordination and strategies are ongoing - not during annual budget review weekly meetings. State meetings with the Governor and an executive staff to report an

GOVERNOR O'MALLEY'S
STATESTAT

HOME NEWS REPORTS HISTORY RECOVERY GOALS MAPS

Reports, Graphs, & Meeting Summaries

Click on column headers to sort table data in ascending/descending order.

Date	Agency Report (PDF)	Chart/Map (JPG, PDF or PNG)	Meeting Summary (PDF)
June 25, 2012	Department of Human Resources	DHR Graph	DHR Meeting Summary
June 29, 2012	Department of Juvenile Services	DJS Graph	DJS Meeting Summary
June 28, 2012	Maryland State Police	MSP Graph	MSP Meeting Summary
June 28, 2012	Department of Transportation - Motor Vehicle Administration	MDOT - MVA Graph	MDOT - MVA Meeting Summary
June 21, 2012	Department of Health & Mental Hygiene	DHMH Graph	DHMH Meeting Summary
June 15, 2012	Department of General Services	DGS Graph	DGS Meeting Summary
June 15, 2012	Department of Human Resources	DHR Graph	DHR Meeting Summary
June 8, 2012	Department of Transportation - State Highway Administration	MDOT - SHA Graph	MDOT - SHA Meeting Summary
June 8, 2012	Maryland Energy Administration	MEA Graph	MEA Meeting Summary
May 31, 2012	Department of Transportation - Maryland Transit Administration	MDOT - MTA Graph	MDOT - MTA Meeting Summary
May 29, 2012	Department of Transportation - Motor Vehicle Administration	MDOT - MVA Graph	MDOT - MVA Meeting Summary
May 24, 2012	Department of Housing & Community Development	DHCD Graph	DHCD Meeting Summary
May 15, 2012	Department of General Services	DGS Graph	DGS Meeting Summary
May 16, 2012	Department of Business & Economic Development (BRED)	DBED Graph	DBED Meeting Summary
May 11, 2012	Department of Transportation - State Highway Administration	MDOT - SHA Graph	MDOT - SHA Meeting Summary
May 4, 2012	Department of Human Resources	DHR Graph	DHR Meeting Summary
May 4, 2012	Department of Juvenile Services	DJS Graph	DJS Meeting Summary
April 26, 2012	Department of Public Safety & Correctional Services - Division of Parole & Probation	DPSCS - DPP Graph	DPSCS - DPP Meeting Summary
April 26, 2012	Department of Housing & Community Development	DHCD Graph	DHCD Meeting Summary
April 24, 2012	Department of Transportation - Motor Vehicle Administration	MDOT - MVA Graph	MDOT - MVA Meeting Summary

After each StateStat session the data is made public on our website and summary of the meeting is also provided.

Report: Maryland No. 1 in tracking stimulus dollars

Baltimore Business Journal - by Gary Haber, Staff

Date: Tuesday, January 26, 2010, 2:28pm EST - Last Modified: January 26, 2010, 2:35pm EST

Related:

[Economic Snapshot](#)

Maryland leads the nation in providing information about how it is using its share of \$787 billion in federal stimulus dollars, according to a new report.

The report, released by the Maryland Public Interest Research Group on Tuesday, looked at the stimulus-tracker Web sites of all 50 states and the District of Columbia. It compared the sites on seven measures including how much detail they provide about who's receiving contracts, how many jobs are being created and how much the jobs pay. Maryland's Web site, <http://statestat.maryland.gov>, received 87 out of a possible 100 points in a study conducted by Good Jobs First, a Washington D.C.-based organization. The state's Web site also ranked first when the study was done in July 2009.

GOVERNMENT TECHNOLOGY
SOLUTIONS FOR STATE AND LOCAL GOVERNMENT

Maryland StateStat Director Discusses Efficiency Measurement

Beth Blauer, Director, Maryland StateStat Office. Photo by David Kidd

December 23, 2010 By [Andy Opsahl](#)

At a leadership conference for state and local government IT executives last November, Beth Blauer described Maryland's use of StateStat. The technology measures various aspects of government efficiency and has been the catalyst to a new culture of collaboration among IT departments. Blauer entered Maryland's Department of Public Safety and Correctional Services in 2008 after a short stint practicing law. She rose quickly in state government, earning her the position of Director in Maryland Gov. Martin O'Malley's office in 2008.

Maryland Launches BayStat Website

Posted on September 18, 2007

ANNAPOLIS (September 18, 2007) — Last Wednesday, Governor Martin O'Malley officially launched Maryland's BayStat website: www.baystat.maryland.gov. The Governor's office calls BayStat an innovative new tool that will afford citizens greater, more immediate access to information on the health of Chesapeake Bay and its tributaries, and the status of related State programs.



Apparel and accessories about the Bay, for the Bay

[washingtonpost.com](http://www.washingtonpost.com)

"We d
and ult
Govern
accour
of rest
interpr
progra

NEWS | OPINIONS | SPORTS | ARTS & LIVING | Discussions | Photos & Video | City Guide | CLASSIFIEDS | JOBS | CARS | REAL ESTATE

O'Malley Hopes the Numbers Add Up

Program Offers Accountability Through Statistics

By John Wagner
Washington Post Staff Writer
Friday, February 16, 2007; B01

While
sedime
buffers
enhanc

Maryland Gov. Martin O'Malley (D) offered his Cabinet a preview of coming attractions yesterday, outlining his plans for a statistics-driven government accountability program that he is bringing with him from Baltimore.

Governor Martin O'Malley Exhibits Maryland's Recovery Web Tools before Congressional Committee

What was known a biweekly appearan

That could include percentage of wom

"We'll be collectin media.

WASHINGTON, DC (July 8, 2009) — Governor Martin O'Malley testified before the U.S. House Committee on Oversight and Government Reform today, where he exhibited Maryland's nationally-recognized, interactive website that tracks funding from President Obama's American Recovery and Reinvestment Act (ARRA) from its inception. The Governor joined Governors Edward Rendell (PA) and Deval Patrick (MA) in highlighting ways the states are conforming to federal accountability standards and using technology to achieve new levels of government transparency and efficiency.

"For those of us in the states, the Recovery and Reinvestment Act has been a true lifeline," said Governor O'Malley. "Were it not for these funds, we would have been forced to lay off 700 state employees, erode health care benefits, and forgo investments in public education which have produced record test scores and earned our state's schools a number one in the nation ranking for our public schools. This critical legislation is helping us create and save jobs, and position our State's economy to bounce back from recession. In Maryland, we share the President's commitment to investing these funds with maximum efficiency, openness, and transparency."



For More StateStat

To learn more about Governor O'Malley's StateStat Program, visit the State of Maryland's website:

www.statestat.maryland.gov

The site includes additional background information, report links, and StateStat news stories.



A graphic featuring a stylized map of Maryland in yellow and red. A magnifying glass with a white handle is positioned over the right side of the map, focusing on the state flag's design. The flag consists of a black and white checkered background with a red and white cross in the center, and a red and white ship in the upper right and lower left quadrants. The text 'STATE' is in white and 'STAT' is in yellow, both in a bold, sans-serif font.

**STATE
STAT**

MARYLAND

Governor Martin O'Malley